

Global Investment-Grade Sovereign Fixed Income

Objective

We strive to capture interest income and additionally generate principal growth through capital appreciation when market conditions permit. Our goal is to outperform the investment benchmark by 1% (net of fees), on an average annual basis, over rolling five-year periods.

Universe

The investible universe focuses exclusively on sovereign debt and currencies of countries in the FTSE World Government Bond Index (WGBI), non-WGBI markets rated A- or better by a nationally recognized statistical rating organization, and select emerging market debt and currencies that adhere to these quality guidelines.

Investment Process Summary

We apply a top-down, value-driven process when structuring Global Fixed Income portfolios. Real (inflation-adjusted) yield is our primary measure of bond value. Currency valuation is also important, as the real yield must be captured in the investor's local currency (dollars for U.S. investors and euros for many of those in Europe, for example). We focus on appreciating, undervalued currencies and we hedge overvalued currencies we believe may decline. Inflation trends, political risks, monetary trends, and business cycle and liquidity measures are also considered. We typically concentrate investments in 10-20 countries that appear to offer the best total return potential.

Duration Management

We concentrate investments where we believe value is greatest; as a result, our portfolios tend to have an intermediate- to long-duration bias when real interest rates are high. Greater interest rate exposure is assumed in countries with more value and positions are established along the yield curve where we find the best risk/reward profile. Portfolio duration generally ranges from 1 to 10 years.

Country Rotation

We believe that concentrating investments in the markets that we consider to have the highest potential returns—that is, taking above-average country risk—actually reduces overall risk. Secular trends, political and monetary conditions, and business cycle risks are considered in determining the likelihood that we can capture the value we see in real interest rates and currencies. Each factor contributes to our country weighting decisions.

Currency

Currency and country decisions are intertwined. We seek to invest in bonds with high real yields that are denominated in appreciating currencies. We hedge our currency exposure in countries with high real rates but overvalued currencies.

Issue Selection

Within the desired country and currency, security selection is made on the basis of yield-curve analysis and desired duration.

Our Competitive Advantage

The strategy employs a top-down, value-based, and benchmark-agnostic approach for managing global fixed income assets. Backed by a rigorous macroeconomic research process designed to anticipate risk and uncover value, the strategy targets sovereigns with an attractive combination of high real yields and durable fundamentals.



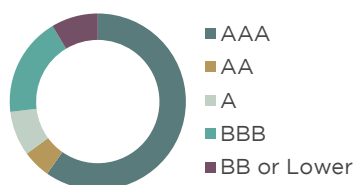
At a Glance

- Primary Benchmark: FTSE World Government Bond Index (unhedged) or other global sovereign bond benchmark, as specified by client direction
- Real yield is our primary measure of value, followed closely by currency valuation. Inflation, monetary trends, political risks, the business cycle, and liquidity measures are also considered
- Efficient duration management and country rotation (driven primarily by currency considerations) add incremental value
- Investments are typically concentrated in 10-20 countries deemed to have the best total return potential

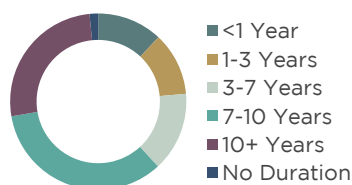
Characteristics^{1,2}

	Strategy	Benchmark
Avg. Quality ³	AA-	AA
Avg. Maturity (Yrs.)	14.09	9.73
Avg. Mod. Duration (Yrs.)	8.79	7.54
Avg. Coupon (%)	4.53	1.97
Current Yield (%)	5.13	-
Avg. Yield-to-Maturity (%)	6.43	3.12
Number of Issues	28	1,218

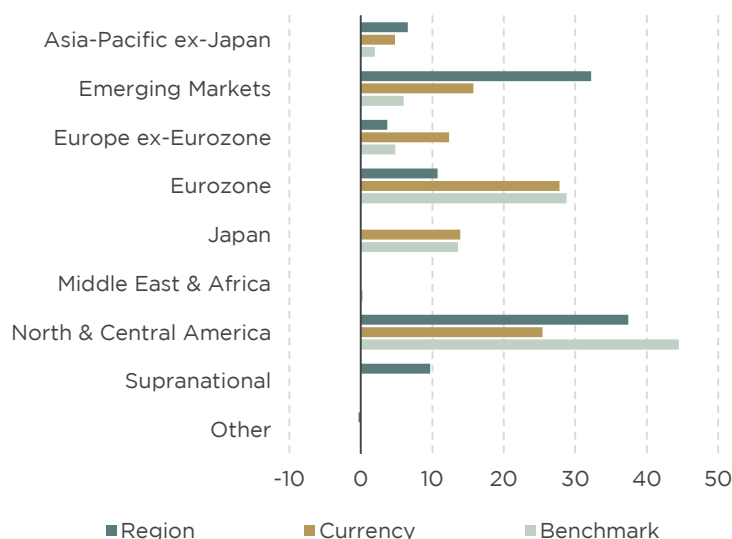
Quality Ratings^{1,2} (%)



Duration Allocation^{1,2} (%)



Region & Currency Allocations^{1,2} (%)



Assets Under Management (M) (Shown in USD)

Brandywine Global, Firmwide	54,856
Fixed Income Product Group	42,087
Global Investment-Grade Sovereign Fixed Income	183

Calendar Year Returns² (%) (Results shown in USD)

	Gross	Net	WGBI	JPGGBI
2023	3.61	3.50	3.51	3.08
2022	-15.19	-15.57	-18.26	-17.31
2021	-6.45	-6.88	-6.97	-6.50
2020	6.36	5.88	10.11	9.68
2019	8.69	8.21	5.90	6.02
2018	-4.06	-4.49	-0.84	-0.66
2017	11.78	11.29	7.49	6.83
2016	4.17	3.70	1.60	1.57
2015	-8.10	-8.52	-3.57	-2.61
2014	4.63	4.16	-0.48	0.67
2013	-2.77	-3.21	-4.00	-4.50

Risk Characteristics² (Composite Net of Fees) (Since Inception)

Sharpe Ratio	0.08
Sortino Ratio	0.11
Information Ratio	0.18

Portfolio Managers



David F. Hoffman, CFA
Managing Director & Portfolio Manager
47 Years of Experience



Jack P. McIntyre, CFA
Portfolio Manager
35 Years of Experience



Anujeet Sareen, CFA
Portfolio Manager
28 Years of Experience



Annualized Returns (%) (Results shown in USD)

	Gross	Net	WGBI	JPGGBI
QTD	3.61	3.50	3.51	3.08
YTD	3.61	3.50	3.51	3.08
1 Year	-8.69	-9.10	-9.55	-9.09
3 Year	-0.36	-0.80	-5.29	-5.35
5 Year	-2.63	-3.06	-2.35	-2.06
7 Year	-0.34	-0.78	-1.06	-0.94
10 Year	-0.02	-0.47	-0.60	-0.38
Since Inception	1.80	1.35	0.40	0.58

Inception Date: 7/1/2010

GIPS Information (%) (Results shown in USD)

Year or YTD	Gross	Net	WGBI	JPGGBI	# of Accounts	Market Value (M)	Total Firm Assets (M)	Composite Dispersion	Composite Rolling 3Y SD	WGBI Rolling 3Y SD	JPGGBI Rolling 3Y SD
2023	3.61	3.50	3.51	3.08	1	165	54,835	-	11.42	8.23	7.82
2022	-15.19	-15.57	-18.26	-17.31	1	172	52,601	-	11.57	7.53	7.24
2021	-6.45	-6.88	-6.97	-6.50	1	236	67,356	-	8.84	4.80	4.67
2020	6.36	5.88	10.11	9.68	3	800	63,872	-	9.68	4.48	4.37
2019	8.69	8.21	5.90	6.02	3	1,268	74,024	-	6.97	4.20	4.12
2018	-4.06	-4.49	-0.84	-0.66	3	1,444	70,070	-	8.06	5.82	5.56
2017	11.78	11.29	7.49	6.83	3	1,608	74,382	-	7.15	5.75	5.45
2016	4.17	3.70	1.60	1.57	3	1,309	65,498	-	7.13	5.89	5.61
2015	-8.10	-8.52	-3.57	-2.61	3	1,582	68,819	-	5.48	4.39	4.21
2014	4.63	4.16	-0.48	0.67	2	1,564	63,375	-	5.33	4.28	4.14
2013	-2.77	-3.21	-4.00	-4.50	2	1,466	50,050	-	5.42	4.60	4.43

Data as of March 31, 2023 WGBI = FTSE WGBI (USD) JPGGBI = JP Morgan Global Govt Bond Index Organization: Brandywine Global Investment Management, LLC (the "Firm") is a wholly owned, independently operated, subsidiary of Franklin Resources, Inc. Brandywine Global Investment Management, LLC claims compliance with the Global Investment Performance Standards (GIPSA®) and has prepared and presented this report in compliance with the GIPS standards. Brandywine Global Investment Management, LLC has been independently verified for the periods January 1, 1993 through June 30, 2021. A firm that claims compliance with the GIPS standards must establish policies and procedures for complying with all the applicable requirements of the GIPS standards. Verification provides assurance on whether the firm's policies and procedures related to composite and pooled fund maintenance, as well as the calculation, presentation, and distribution of performance, have been designed in compliance with the GIPS standards and have been implemented on a firm-wide basis. The Global Investment-Grade Sovereign Fixed Income Composite has had a performance examination for the periods July 1, 2010 through June 30, 2021. The verification and performance examination reports are available upon request. Policies for valuing investments, calculating performance, and preparing GIPS Reports are available upon request. Disclosed total firm assets represent the total market value of all discretionary and nondiscretionary, fee-paying and non-fee-paying assets under the Firm's management. GIPSA® is a registered trademark of CFA Institute. CFA Institute does not endorse or promote this organization, nor does it warrant the accuracy or quality of the content contained herein. Composite Description: The Global Investment Grade Sovereign Only Composite (the "Composite") Inception date: July 1, 2010. Creation date: July 1, 2010. The Composite includes all fully discretionary, fee-paying portfolios managed in the Global Investment Grade Sovereign Only Strategy. The strategy invests only in U.S. and foreign investment grade sovereign debt securities with portfolios typically invested in securities from 8 to 12 different countries. The Composite utilizes over-the-counter forward exchange rate contracts to manage its currency exposure. These contracts are valued daily using closing forward exchange rates. Brandywine uses WM/Reuters daily FX rates taken at 4 p.m. London time. Primary Benchmark Description: The FTSE World Government Bond Index measures the performance of developed countries' global fixed income markets invested in debt issues of U.S. and non-U.S. governmental entities. Secondary Benchmark Description: The J.P. Morgan Government Bond Index is the most widely-used measure of performance of leading government bond markets. The indices measure the total, principal, and interest returns in each market and can be reported in 18 different currencies. Performance Calculation: Preliminary data, if so noted, reflects unreconciled data for the most recent reporting period. Portfolios are valued daily on a trade date basis and include dividends and interest as well as all realized and unrealized capital gains and losses. Return calculations at the portfolio level are time-weighted to account for periodic contributions and withdrawals. Performance results are calculated on a before tax, total return basis. The Composite returns consist of size-weighted portfolio returns using beginning of period values to weight the portfolio returns. Monthly linking of interim performance results is used to calculate quarterly and annual returns. Composite's valuations and returns are computed in U.S. Dollars ("USD"). The results are presented in USD or in other currencies (to accommodate overseas investors), the latter by converting monthly USD returns into other currency returns using the appropriate currency exchange rate returns. Gross returns reflect the deduction of trading expenses. Net of fee returns reflect the deduction of trading expenses and the highest investment management fees charged within the composite membership as stated in the fee schedule below. Composite dispersion is calculated using the asset-weighted standard deviation method for all portfolios that were in the Composite for the entire year. Composite dispersion is not presented for periods with five or fewer portfolios. The number of accounts and market values are as of the end of the period. The three-year annualized standard deviation, calculated using gross-of-fee returns, measures the variability of the composite and the benchmark returns over the preceding 36-month period. Gross-of-fee returns are used to calculate the presented risk measures. A complete list of composites, and limited distribution pooled funds descriptions as well as a list of broad distribution pooled funds is available upon request. Fee Schedule: Institutional Client Separate Account Management Fee Schedule (minimum initial investment: \$50 million): 0.450% on the first \$50 million; 0.400% on the next \$50 million, and 0.350% on any portion of assets in excess of \$100 million. Additional information on the Firm's fee schedule can be found in Form ADV Part 2A which is available upon request. **Past performance is no guarantee of future results.**

©2023, Brandywine Global Investment Management, LLC. All rights reserved

Disclosures

WGBI = FTSE World Government Bond Index (Unhedged) JPGGBI = JP Morgan Global Govt Bond Index

* Limits for allocation ranges for selected countries and currencies are based on market values.

** Rating by an NRSRO. NRSRO means one of the following Nationally Recognized Statistical Rating Organizations: Standard & Poor's Ratings Services, Moody's Investor Service, Inc., and Fitch, Inc.. Ratings categories for country/currency are determined by the local currency long-term debt ratings assigned by NRSROs

1 The data represent the aggregate characteristics of all securities held in the respective Representative Portfolio, an actual commission account not subject to taxation, and are included for informational purposes only. The Portfolio Characteristics of any particular account may vary based on any investment restrictions applicable to that account.

2 Supplemental Information to the attached Global Investment-Grade Sovereign Fixed Income GIPS composite presentation.

3 The "Average Quality" is determined by assigning numerical scores to each credit rating and calculating a weighted average for the securities held in the portfolio. The numeric score calculated for the entire portfolio is then converted back into the corresponding credit rating. Individual security ratings are determined by using the middle rating from the three major NRSROs (S & P, Moody's, and Fitch) assigned to each security. In the event that ratings are provided by only two agencies, the lowest rating will be assigned. If only one agency assigns a rating, that rating will be applied. If the security is not rated by one of the three major agencies, U.S. treasuries and certain U.S. agencies are given the U.S. issuer rating. Sovereign treasuries are given the sovereign issuer rating. All other unrated securities are given a rating equivalent to a defaulted bond. Cash is included and receives the highest rating.

Source: Bloomberg (© 2023, Bloomberg Finance LP), which Brandywine Global believes to be accurate and reliable. Investing involves certain risks, including possible loss of principal. You should understand and carefully consider a strategy's objectives, risks, fees, expenses and other information before investing. In rendering portfolio management services, Brandywine Global Investment Management, LLC may use the portfolio management services, research and other resources of its affiliates. The views expressed in this document are not intended to be a recommendation or investment advice and do not take into account the individual financial circumstances or objectives of the investor who receives it. The securities described herein may not be suitable for all investors. There is no guarantee that Brandywine Global will meet any of its investment objectives. The metrics shown are only one component of performance and are not and should not be viewed as a statement of the future performance of the strategy. There is no guarantee that holding securities with any of the risk metrics shown will cause the portfolio to outperform its benchmark. Characteristics, region and currency weightings are subject to change and should not be considered as investment recommendations. It should not be assumed that investment in the regions or currencies listed and account quality ratings or duration ranges were or will prove profitable, or that investment decisions we make in the future will be profitable. Region and currency weights, account quality ratings or duration ranges with regard to any particular client account may vary based on any investment restrictions applicable to the account. There may be additional risks associated with international investments. International securities and ADRs may be subject to risks including, but not limited to: market/currency fluctuations, investment risks, and other risks involving foreign economic, political, monetary, taxation, auditing and/or legal factors. These risks may be magnified in emerging markets. International investing may not be suitable for everyone. Ratings by S&P or another Nationally Recognized Statistical Rating Organization (NRSRO). Brandywine Global Investment Management, LLC believes that transactions in any option, future, commodity, or other derivative product are not suitable for all persons, and that accordingly, clients should be aware of the risks involved in trading such instruments. There may be significant risks which should be considered prior to investing. Derivatives transactions may increase liquidity risk and introduce other significant risk factors of a complex character. All securities trading, whether in stocks, options or other investment vehicles, is speculative in nature and involves substantial risk of loss. All indices are unmanaged and are not available for direct investment. Indices do not incur costs including the payment of transaction costs, fees and other expenses. This information should not be considered a solicitation or an offer to provide any Brandywine Global Investment Management, LLC service in any jurisdiction where it would be unlawful to do so under the laws of that jurisdiction. Stated assets under management may include some portfolios that are not contained in the strategy's composite. Some portfolios may fall into multiple strategies as the portfolio(s) meet the definition of multiple composites. Target Returns are aspirational in nature; criteria and assumptions were not used in their calculation. Performance results of the named strategy are presented gross and net of management fees. Gross performance returns include transaction costs but do not reflect the deduction of Brandywine Global's management fee. Net performance returns reflect the deduction of all applicable management fees and expenses, before custody charges, withholding taxes and other indirect expenses. Gross and net performance returns over one year are annualized and assume the reinvestment of all dividends, interest, and capital gains. Please refer to Part 2A of Brandywine Global's Form ADV for a description of its advisory fees. As fees are deducted quarterly, the compounding effect will be to increase the impact of fees by an amount directly related to the gross account performance. The above are the views of Brandywine Global and are not intended as a forecast or guarantee of future results. Brandywine Global's selection process may prove incorrect, which may have a negative impact on performance. Please refer to our GIPS® presentations, which include performance footnotes, fee schedules, detailed index descriptions, and disclosures.

Past performance is no guarantee of future results.

©2023, Brandywine Global Investment Management, LLC. All rights reserved.


Brandywine GLOBAL

Brandywine Global Investment Management, LLC

1735 Market Street
 Suite 1800
 Philadelphia, PA 19103


**Around
 THE
 Curve**

BRANDYWINEGLOBAL.COM

AROUNDTHECURVE.COM